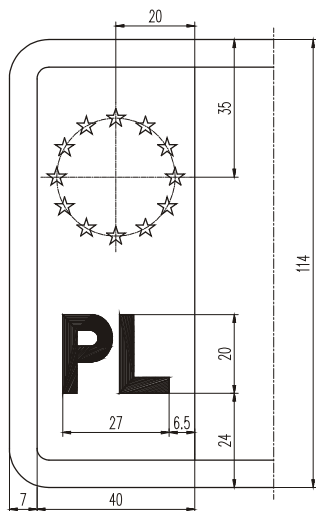
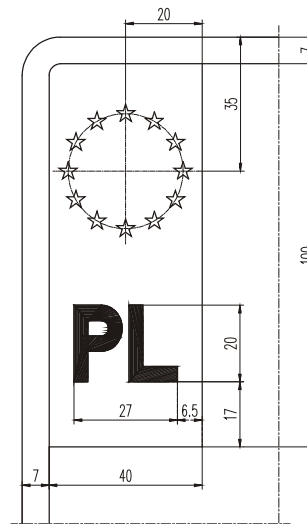


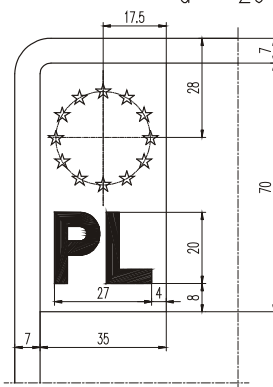
TABLICE JEDNORZĘDOWE
 $a = 30 \text{ mm}$



TABLICE DWURZĘDOWE
 $a = 30 \text{ mm}$



TABLICE MOTOCYKLOWE
 $a = 26 \text{ mm}$



TABLICE MOTOROWEROWE
 $a = 22.5 \text{ mm}$

